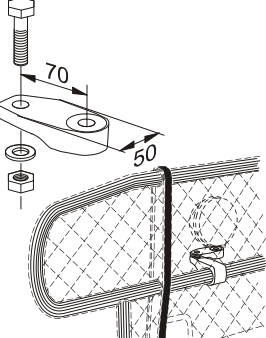
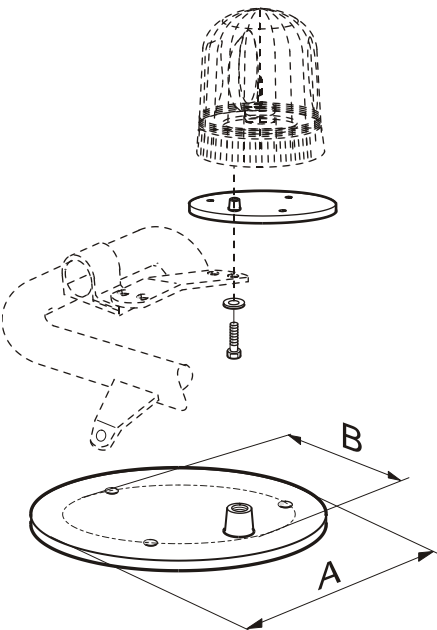
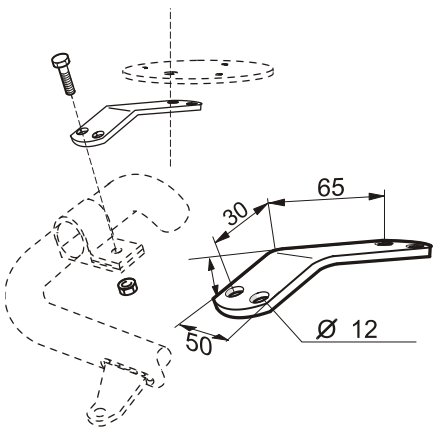
	<p>Airflow Clamp A designed clamp that belongs in our Airflow-series. It consists of two parts that are connected and squeezed together with a screw. Allows flexibility when mounting different accessories. 1 pc conduit entry is delivered with each clamp.</p> <p>Weight: 0,25 kg Material: Aluminum</p>	<p>15903 Anodized</p> <p>16903 White powder</p> <p>17903 Black powder</p> <p>18903 Sand blasted</p> <p>19903 Painted</p>	<p>350,-</p> <p>360,-</p> <p>360,-</p> <p>350,-</p> <p>360,-</p>
	<p>AF Extension Extension suitable for the AF Clamp design. To be used in cases when the accessory is to be mounted further away from – or sideways from the clamps location.</p> <p>Weight: 0,20 kg Material: Aluminum</p>	<p>15923 Anodized</p> <p>16923 White powder</p> <p>17923 Black powder</p> <p>18923 Sand blasted</p> <p>19923 Painted</p>	<p>120,-</p> <p>130,-</p> <p>130,-</p> <p>120,-</p> <p>130,-</p>
	<p>Mounting plate for beacons in 3 different sizes Material: Aluminium</p> <p>A = 150 mm B = 107 mm</p> <p>Weight: 0,25 kg</p>	<p>15915 Anodized</p> <p>16915 White powder</p> <p>17915 Black powder</p> <p>18915 Sand blasted</p> <p>19915 Painted</p>	<p>240,-</p> <p>250,-</p> <p>250,-</p> <p>240,-</p> <p>250,-</p>
	<p>A = 170 mm B = 130 mm</p> <p>Weight: 0,35 kg</p>	<p>15917 Anodized</p> <p>16917 White powder</p> <p>17917 Black powder</p> <p>18917 Sand blasted</p> <p>19917 Painted</p>	<p>250,-</p> <p>260,-</p> <p>260,-</p> <p>250,-</p> <p>260,-</p>
	<p>A = 240 mm B = 200 mm</p> <p>Weight: 0,65 kg</p>	<p>15916 Anodized</p> <p>16916 White powder</p> <p>17916 Black powder</p> <p>18916 Sand blasted</p> <p>19916 Painted</p>	<p>280,-</p> <p>290,-</p> <p>290,-</p> <p>280,-</p> <p>290,-</p>

	<p>Clamp Consist of two parts that are connected and squeezed together with a screw. Allows flexibility when mounting different accessories. 1 pc conduit entry is delivered with each clamp.</p> <p>Weight: 0,25 kg Material: Aluminium</p>	<p>15902 Anodized</p> <p>16902 White powder</p> <p>17902 Black powder</p> <p>18902 Sand blasted</p> <p>19902 Painted</p>	<p>290,-</p> <p>300,-</p> <p>300,-</p> <p>290,-</p> <p>300,-</p>
	<p>Extension To be used in cases when the accessory is to be mounted further away from – or sideways from the clamps location.</p> <p>Weight: 0,15 kg Material: Aluminum</p>	<p>15912 Anodized</p> <p>16912 White powder</p> <p>17912 Black powder</p> <p>18912 Sand blasted</p> <p>19912 Painted</p>	<p>120,-</p> <p>130,-</p> <p>130,-</p> <p>120,-</p> <p>130,-</p>
	<p>Clamp 20 mm Consist of two parts that are connected and squeezed together with a screw. Allows flexibility when mounting different accessories.</p> <p>Weight: 0,15 kg Material: Aluminum</p>	<p>15956 Anodized</p> <p>18956 Sand blasted</p> <p>19956 Painted</p>	<p>220,-</p> <p>220,-</p> <p>230,-</p>
	<p>Mounting plate For mounting of Hella Luminator in X-Light bars. Makes the spotlights glass to be in level with the X-light bar.</p> <p>Weight: 0,10 kg Material: Aluminium</p>	<p>15907 Anodized</p> <p>16907 White powder</p> <p>18907 Sand blasted</p> <p>19907 Painted</p>	<p>210,-</p> <p>220,-</p> <p>210,-</p> <p>220,-</p>



Angled extension

For mounting warning beacons on Top-bars. The four holes give you many choices for the best location of the beacon.

Weight: 0,15 kg

Material: Aluminum

Angled 5°

15961 Anodized	140,-
16961 White powder	150,-
17961 Black powder	150,-
18961 Sand blasted	140,-
19961 Painted	150,-

Angled 8°

15945 Anodized	140,-
16945 White powder	150,-
17945 Black powder	150,-
18945 Sand blasted	140,-
19945 Painted	150,-

Angled 17°

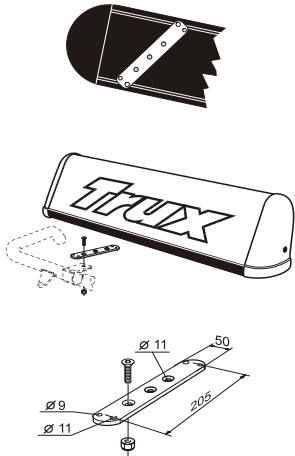
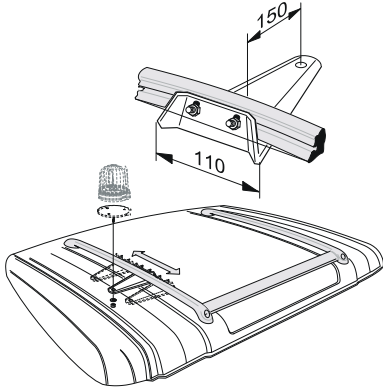
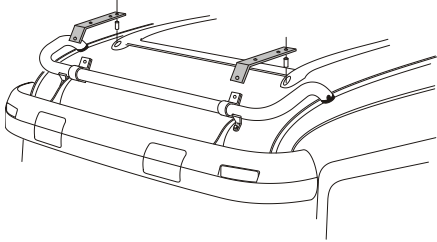

15946 Anodized	140,-
16946 White powder	150,-
17946 Black powder	150,-
18946 Sand blasted	140,-
19946 Painted	150,-


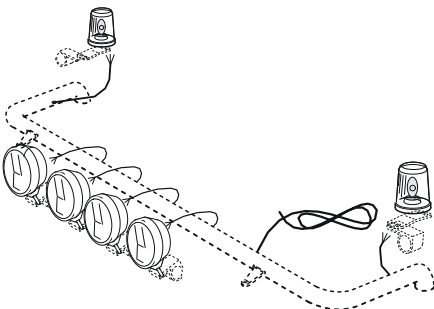

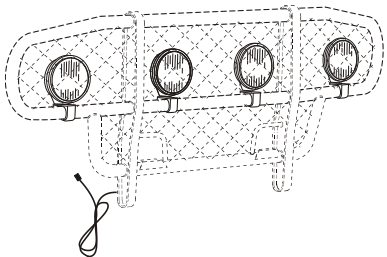
Angled 29°


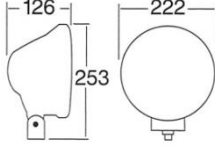


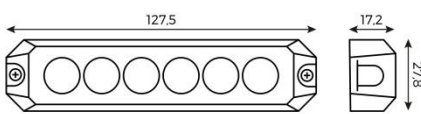
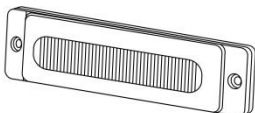
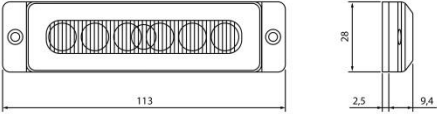
15952 Anodized	140,-
16952 White powder	150,-
17952 Black powder	150,-
18952 Sand blasted	140,-
19952 Painted	150,-



Angled 50°

15947 Anodized	140,-
16947 White powder	150,-
17947 Black powder	150,-
18947 Sand blasted	140,-
19947 Painted	150,-

 <p>The image shows a black universal fitting for roof signs or light bars. It consists of two brackets and screws. A technical drawing below shows the dimensions: a total length of 205 mm, a mounting hole diameter of 11 mm, and a distance of 50 mm between the mounting holes. The fitting is shown being attached to a sign with the TRUX logo.</p>	<p>Universal fitting For roof signs / light bars</p> <p>Delivered in a set of two brackets and screws.</p> <p>Weight: 0,60 kg Material: Aluminum</p>	<p>20409 Anodized black</p>	<p>530,-</p>
 <p>The image shows a bracket for accessories designed to fit on Scania 4-, R-, G-, P- and T-series roof rails. The bracket is shown being mounted onto a roof rail. A technical drawing shows the dimensions: a length of 150 mm and a width of 110 mm. The bracket is shown being mounted onto a Scania truck roof.</p>	<p>Bracket for accessories To be fitted on Scania 4-, R-, G-, P- and T-series roof rails.</p> <p>Weight: 0,30 kg Material: Aluminum</p>	<p>17920 Black powder</p>	<p>900,-</p>
 <p>The image shows an elevation set for a roof sign, specifically for Scania C19N cabin. It consists of two brackets with screws and distances. The brackets are shown being mounted onto the roof of a Scania truck cabin.</p>	<p>Elevation set for roof sign For Scania C19N cabin.</p> <p><i>Delivered in a set of two brackets with screws and distances.</i></p> <p>Weight: 1,20 kg Material: Aluminum</p> <p>Note! Excl. Clamps!</p>	<p>17921 Black powder</p>	<p>650,-</p>
 <p>The image shows a rotation beacon, specifically the Hella KL-Rotafix model. It is a dome-shaped beacon with a 24V bulb. The beacon is shown from a top-down perspective.</p>	<p>Rotation beacon Hella KL-Rotafix Fits mounting plate 165 mm Delivered incl. 24V bulb</p>	<p>97016</p>	

	<p>Monterad kabelsats för 4 extraljus i Light-Bar eller X-Bar. 14 x 1,5 mm²</p>	<p>97177</p>	<p>2 200,-</p>
	<p>Electric wiring mounted in Top-bar or Light ramp (not for plow lights)</p> <p>For 2 units (4 x 1,5 mm² and 2 x 0,5 mm²)</p> <p>For 4 units (4 x 1,5 mm² and 2 x 0,5 mm²)</p> <p>For 6 units (4 x 1,5 mm² and 2 x 0,5 mm²)</p> <p>Electric wiring, (not mounted)</p> <p>For 2 units</p> <p>For 4 units</p> <p>For 6 units</p>	<p>97173</p> <p>97174</p> <p>97175</p> <p>97086</p> <p>97087</p> <p>97088</p>	<p>1 400,-</p> <p>2 200,-</p> <p>2 700,-</p> <p>1 050,-</p> <p>1 700,-</p> <p>1 900,-</p>
	<p>Cable with Volvo contact for front Top-Bar (G16-2/4/6) (mounted)</p> <p>For 2 warning lights (needs preparation on truck)</p> <p>Cable to the left</p> <p>Cable to the right</p> <p>For 4 spotlights (needs preparation (SPOTP.R) on truck)</p> <p>Cable to the right</p> <p>Cable with Volvo contact (not mounted)</p> <p>For 2 warning lights (needs preparation on truck)</p> <p>For 4 spotlights (needs preparation (SPOTP.R) on truck)</p>	<p>98186</p> <p>98187</p> <p>98188</p> <p>98086</p> <p>98088</p>	<p>2 000,-</p> <p>2 000,-</p> <p>2 300,-</p> <p>1 300,-</p> <p>1 600,-</p>
	<p>Electric wiring mounted in front protections, incl. pin plug and 4 clamps</p> <p>Electric wiring for front protector, not mounted (excl. clamps)</p>	<p>97185</p> <p>98085</p>	<p>3 500,-</p> <p>2 100,-</p>

  	<p>Hella 3003 spot lights</p> <p>High Boost reflector with the latest lighting technology. Delivered with 24V bulbs.</p> <p>Wide beam with parking light</p> <p>Pencil beam</p> <p>Blue wide beam with parking light</p> <p>Blue pencil beam</p> <p>Wide beam with parking light chrome ring</p> <p>Blue wide beam with parking light chrome ring</p> <p>Wide beam with parking light ref. 50</p> <p>Wide beam with parking light, chrome ring ref. 50</p> <p>Blue wide beam with parking light, ref 50</p> <p>Blue wide beam w. parking light, chrome ring ref 50</p> <p>Wide beam with LED parking light ref. 25</p> <p>Wide beam w. LED parking light, chrome ring ref 25</p>	<p>For price ask for quote</p> <p>97039</p> <p>97040</p> <p>97043</p> <p>97044</p> <p>98015</p> <p>98016</p> <p>98030</p> <p>98031</p> <p>98032</p> <p>98033</p> <p>98034</p> <p>98035</p>	
   	<p>Flash lamp Hella BST LED yellow</p> <p>Separate</p> <p>Mounted</p> <p>Flash lamp Flextra LED slim yellow</p> <p>Separate</p> <p>Mounted</p>	<p>98044</p> <p>98144</p> <p>98050</p> <p>98150</p>	<p>1 400,-</p> <p>2 300,-</p> <p>1 100,-</p> <p>1 500,-</p>

	<p>Mounted spot lights, delivered with bulbs and connected wires</p> <p>Hella 3003 wide/parking light Hella 3003 pencilbeam Hella 3003 Blue wide/parking light Hella 3003 Blue pencilbeam Hella 3003 wide/parking light, chrome ring Hella 3003 Blue wide/parking light, chrome ring</p> <p>Hella 3003 ref.50 with parking light Hella 3003 ref.50 with park.light, chrome ring Hella 3003 Blue ref.50 with parking light Hella 3003 Blue ref.50 with park.light, chrome ring Hella 3003 with LED park.light ref.25 Hella 3003 with LED park.light ref.25 chrome ring</p>	<p>97139 97140 97143 97144 98115 98116</p> <p>98130 98131 98132 98133 98134 98135</p>	<p>For price ask for quote</p>
 <p>X-it Light</p>	<p>LED-light</p> <p>Mounted LED (<i>white 6000 kelvin</i>) with 3 LED Mounted LED (<i>white 6000 kelvin</i>) with 5 LED Mounted LED (<i>5 white 6000k + 2 orange</i>) with 7 LED</p> <p>Mounted LED (<i>red</i>) with 3 LED Mounted LED (<i>red</i>) with 5 LED Mounted LED (<i>orange</i>) with 5 LED Mounted LED (<i>orange</i>) with 7 LED</p> <p>Separate cable for 3 LED Separate cable for 5 LED Separate cable for 7 LED</p> <p>Separate LED (<i>white, 3050 – 3250 kelvin</i>) Separate LED (<i>white 6000 kelvin</i>) Separate LED (<i>orange</i>) Separate LED (<i>red</i>)</p> <p>Mounted X-it Light Separate X-it Light</p>	<p>97193 97170 97189</p> <p>97194 97195 97196 97197</p> <p>98046 97077 97085</p> <p>97092 97090 97093 97094</p> <p>98180 98080</p>	<p>2 500,- 3 000,- 3 800,-</p> <p>2 500,- 3 000,- 3 000,- 3 800,-</p> <p>1 100,- 1 200,- 1 300,-</p> <p>280,- 280,- 280,- 280,-</p> <p>800,- 700,-</p>

	<p>NBB Alpha 225 LED Spotlights with high-performance diodes.</p> <p>Diam.: 225 mm Weight: 2,5 kg Volt: 10-30 V Watt: 50 W</p> <p>Wide (Ref 50) Pencil</p> <p>Mounted wide (Ref 50) Mounted pencil</p>	<p>98092 98093 98192 98193</p>	<p>ask for quote</p>
	<p>Extension 200 mm For working lights on G16- and G24-series.</p>	<p>15962 Anodized</p> <p>16962 White powder</p> <p>17962 Black powder</p> <p>18962 Sand blasted</p> <p>19962 Painted</p>	<p>340,-</p> <p>350,-</p> <p>350,-</p> <p>340,-</p> <p>350,-</p>
	<p>Plow light Hella With full beam, dim light, parking light And side mounted yellow blinker. Complete with connection and bulbs.</p>	<p>98054 Left side</p> <p>98055 Right side</p>	<p>ask for quote</p>
<p>Cabin ladder</p> 	<p>Cabin ladder separate (L: 2,7 m)</p>	<p>15940</p>	<p>5 700,-</p>



--	--	--	--