

SCANIA



Trux[®]

Always in the frontline

Trux Top-Bar G24-1
Trux Highway A24-1



SCANIA S



Trux Highway A24-2



Trux X-Bar H24-3
Trux U-Bar L24-2

SCANIA

Trux Offroad B24-2



Trux Top-Bar G24-7
Trux X-Bar high H24-4



Trux Top-Bar G24-6
Trux Light-Bar H24-2

Trux Top-Bar G24-6
Trux Offroad A24-2



SCANIA R



Trux Top-Bar G24-2
Trux Light-Bar H24-5



Trux Top-Bar G24-2

SCANIA



Trux rear Top-Bar G24-4
Trux rear Light-Bar P24-2



Trux rear Top-Bar G24-10

Trux Top-Bar G24-9
Trux Highway A24-5



SCANIA P



SCANIA P

Trux Offroad B24-3



SCANIA G

Trux Offroad B24-3

Trux Top-Bar G24-3
Trux Offroad B24-6



SCANIA XT




Trux rear Top-Bar G24-4




Trux Top-Bar G24-8


A24-1 Highway
Fits:
S-series
 Estimated fitting time: 1 hour
 Overhang of vehicle: 255 mm
 Weight: 55 kg




A24-2 Highway
Fits:
S-series and R-series
 Estimated fitting time: 1 hour
 Overhang of vehicle: 245 mm
 Weight: 53,5 kg




A24-5 Highway
Fits:
G-series and P-series
 Estimated fitting time: 1 hour
 Overhang of vehicle: 240 mm
 Weight: 52 kg




B24-2 Offroad
Fits:
S-series and R-series
 Estimated fitting time: 1 hour
 Overhang of vehicle: 245 mm
 Weight: 39 kg




B24-3 Offroad
Fits:
G-series and P-series
 Estimated fitting time: 1 hour
 Overhang of vehicle: 245 mm
 Weight: 39 kg




B24-6 Offroad
Fits:
XT
 Estimated fitting time: 0,75 hour
 Overhang of vehicle: 155 mm
 Weight: 37 kg




G24-1 Top-Bar
Fits:
Highline with sun visor
 Estimated fitting time: 0,5 hour
 Weight: 4,5 kg




G24-2 Top-Bar
Fits:
Highline with sun visor, Normal with sun visor and without built-in extra lights
 Estimated fitting time: 0,5 hour
 Weight: 3,5 kg




G24-3 Top-Bar
Fits:
Day cab
 Estimated fitting time: 0,75 hour
 Weight: 4 kg




G24-6 Top-Bar
Fits:
Highline and Normal
 Estimated fitting time: 0,5 hour
 Weight: 4 kg




G24-7 Top-Bar
Fits:
Highline
 Estimated fitting time: 0,5 hour
 Weight: 4,5 kg




G24-8 Top-Bar
Fits:
Low
 Monteringstid: 0,5 tim
 Vikt: 6




G24-9 Top-Bar
Fits:
Normal
 Estimated fitting time: 0,5 hour
 Weight: 5,5 kg




G24-12 Top-Bar
Fits:
Highline
 Estimated fitting time: 0,5 hour
 Weight: 6,8 kg




G24-4 Rear Top-Bar
Fits:
Highline and Normal without side air deflectors and/or roof spoiler
 Estimated fitting time: 0,5 hour
 Weight: 3,5 kg



G24-5 Rear Top-Bar
Fits:
Normal without side air deflectors and/or roof spoiler
 Estimated fitting time: 0,5 hour
 Weight: 3,5 kg




G24-10 Rear Top-Bar
Fits:
Cab with side air deflectors and/or roof spoiler
 Estimated fitting time: 0,5 hour
 Weight: 4 kg




H24-2 Light-Bar
 Estimated fitting time: 1 hour
 Overhang of vehicle: 110 mm
 Weight: 3,5 kg



H24-5 Light-Bar
 Estimated fitting time: 1 hour
 Overhang of vehicle: 125 mm
 Weight: 4,8 kg




H24-3 X-Bar
 Estimated fitting time: 0,75 hour
 Overhang of vehicle: 165 mm
 Weight: 3,0



H24-4 X-Bar high
 Estimated fitting time: 0,75 hour
 Overhang of vehicle: 165 mm
 Weight: 3,0 kg




L24-2 U-Bar
Fits:
Bumper position low
 Estimated fitting time: 0,5 hour
 Weight: 5 kg




P24-2 Rear Light-Bar
 Estimated fitting time: 0,5 hour
 Weight: 3,8 kg



S-1 Sideliner
0-2 500 mm
S-2
2 501-5 000 mm
 Order to size required up to 2,5 metres per length



15935 Catwalk
 Can be mounted together with some roof mounting.



FITTING TIME IS EXCLUDING WIRING. THE WEIGHTS INDICATED ARE FOR THE BAR ONLY – EXCLUDES ACCESSORIES